

HELP YOUR CUSTOMERS LOG INTO

HBO max

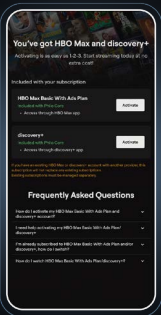
It's easy for Philo customers to start enjoying all that HBO Max has to offer!

Activate a New HBO Max Account with Philo

If your customer has the Core TV Package, but never logged into HBO Max, help them activate their HBO Max account and start streaming.

Step 1

CUSTOMERS VISIT **PHILO.COM/PARTNER** TO ACTIVATE THEIR ACCOUNT.



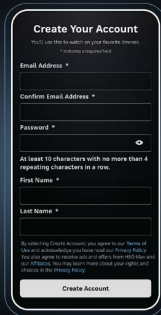
Step 2

AFTER TAPPING "ACTIVATE", CUSTOMERS ARE REDIRECTED TO HBO MAX. ENTER AN EMAIL ADDRESS.



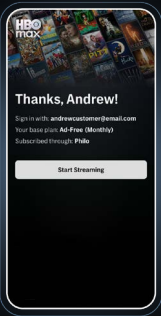
Step 3

IF THE CUSTOMER HAS NEVER HAD AN HBO MAX ACCOUNT ASSOCIATED WITH THAT EMAIL ADDRESS, THEY WILL BE ASKED TO **CREATE YOUR ACCOUNT**.



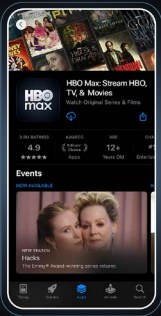
Step 4

AFTER **FILLING IN THEIR INFORMATION**, THE CUSTOMER IS **ACTIVATED AND READY TO START STREAMING!**



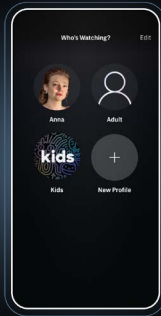
Step 5

IF HBO MAX APP IS NOT INSTALLED ON THE DEVICE, THE CUSTOMER WILL BE REDIRECTED TO DEVICE APP STORE TO **DOWNLOAD AND INSTALL THE APP FIRST**.



Step 6

CUSTOMER IS **AUTOMATICALLY SIGNED INTO HBO MAX APP**.



HBO Max Plan Features

HBO Max Basic with Ads plan is included with the Philo Core TV Package. Features include:

- ✓ Stream on 2 devices at once
- ✓ Stream in full HD 1080p
- ✓ Five customizable profiles
- ✓ Create your own Watchlists
- ✓ Stream TV, movies, and real-life stories

For troubleshooting and a list of supported devices, visit [HELP.HBOMAX.COM](https://help.hbomax.com)

Learn More on [HBOMaxToolkit.com](https://hbomaxtoolkit.com)

HBOMaxtoolkit.com is your one stop shop for all things HBO Max. From updated information programming to FAQs and even some fun games to test your HBO Max knowledge — his hub will help you answer any customer questions about HBO Max!